



**DE-37** is our solution for an independent parking system by a smaller ceiling height. The lower platform is accessible with an inclination. The option of a double platform provides efficient use of space without interfering pillars between the parking places.

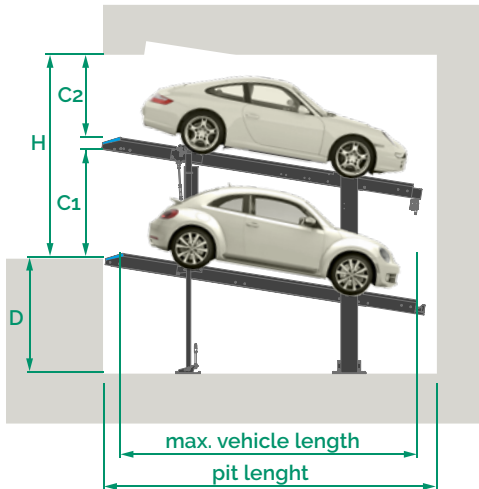
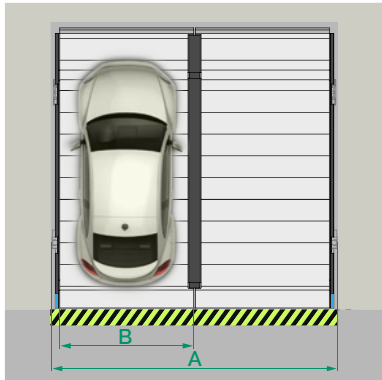
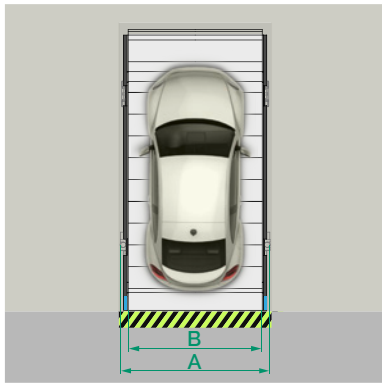
**EASY TO PLAN** with space saving construction.

**EASY TO INSTALL** with minimized parts construction.

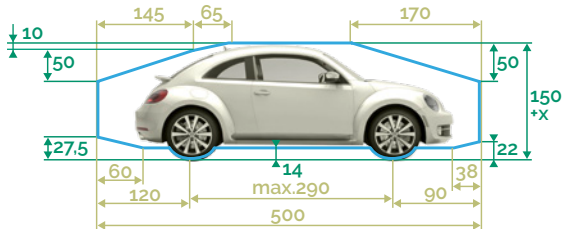
**EASY TO USE** due to barrier free construction.

A2

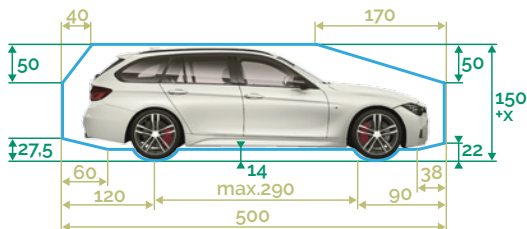




Clearance profile upper platform:



Clearance profile lower platform:



## 1. WIDTH OF PARKING SPACE / SYSTEM (IN CM)

A = system width <sup>1\*</sup> B = usable parking space width

Single		Double	
A	B	A	B
260	230	490	230
270	240	510	240
280	250	530	250

<sup>1\*</sup> Tolerance of dimensions on the construction site = 0 to + 3 cm.  
Other system widths are available upon request.

## 2. DIMENSIONS (IN CM)

D = pit depth <sup>2\*</sup>  
H = clear height  
C1/C2 = vehicle height bottom / top <sup>3\*</sup>

D	C1	H	C2 <sup>4*</sup>
170 -->	150	295 -->	150
185 -->	165	310 -->	150
200 -->	180	325 -->	150

Special dimensions are available upon request

<sup>2\*</sup> Other / larger pit depths are available on request.

<sup>3\*</sup> The vehicle height with roof rails, antenna and other height increases must not exceed the listed max. vehicle heights.

<sup>4\*</sup> No station wagon on upper platform.

## 3. TECHNICAL DATA

### Maximum vehicle weight

- 2000kg / 500kg wheel load
- 2600kg / 650kg wheel load

### Height

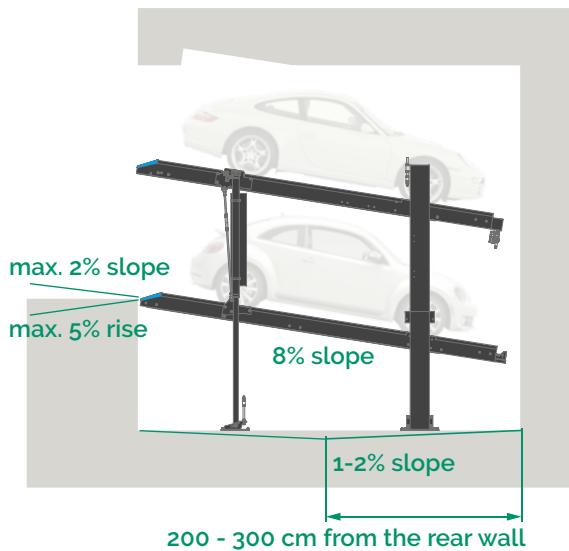
In case of larger ceiling height, higher vehicles can be parked on the top platform accordingly.

### Pit length

A pit length of 530 cm is necessary for a 500 cm car, but 540 cm are recommended. This enables larger safety distances, if newer, longer vehicles are purchased.

### Dimensions

- All dimensions are minimum finished dimensions in cm.
- Allow for tolerances to VOB Part C (DIN 18330, 18331) and additionally DIN 18202 (+ 30 mm / 0 mm).
- In case of partition walls 15x15 cm opening for hydraulik pipes are necessary in the walls. Do not close the opening after the installation.



## 4. ACCESS CONDITIONS

### Maximum slope / rise

- Max. 2% slope <sup>5\*</sup>
- Max. 10% rise <sup>5\*</sup>

<sup>5\*</sup> In case of higher values, safe access of the vehicle cannot be guaranteed by DE-PARK.

### Drainage

- 1-2 % slope on the pit floor

### Platforms

- Upper platform: 2° rise
- Lower platform: 8° slope

## 5. FORCES ON THE STRUCTURE

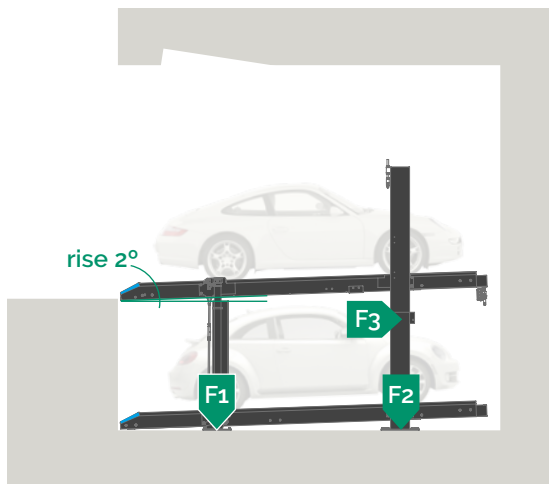
### Single

	2000 kg	2600 kg
<b>F1</b>	25 kN	32 kN
<b>F2</b>	15 kN	20 kN
<b>F3</b>	1 kN	1 kN

### Double

	2000 kg	2600 kg
<b>F1</b>	45 kN	60 kN
<b>F2</b>	25 kN	30 kN
<b>F3</b>	1 kN	1 kN

- The forces apply to one pillar.
- If pillars are next to each other the figures double, as both pillars are fixed in one point.



## 6. ANCHORING

- Systems are anchored into the floor. The hole depth is approximately 13 cm.
- The quality of the concrete in the structure (for the parking system) must be at least C20/25.
- The precise position of the load application points depends on the selected system. For precise values, please contact DE-PARK.





## 7. TYPE OF CONTROL

### Interactive control unit:

We replaced the dead man's control function from the turning key to a set of two interactive push buttons. This advancement provides additional comfort, security and functionality.

- The push buttons are illuminated so that the control unit can provide information on the system status.
- This new system allows the integration of many custom safety solutions.

## 8. ELECTRICAL ELEMENTS

**Connected load of unit:** 3 kW / 400 V / 50 Hz

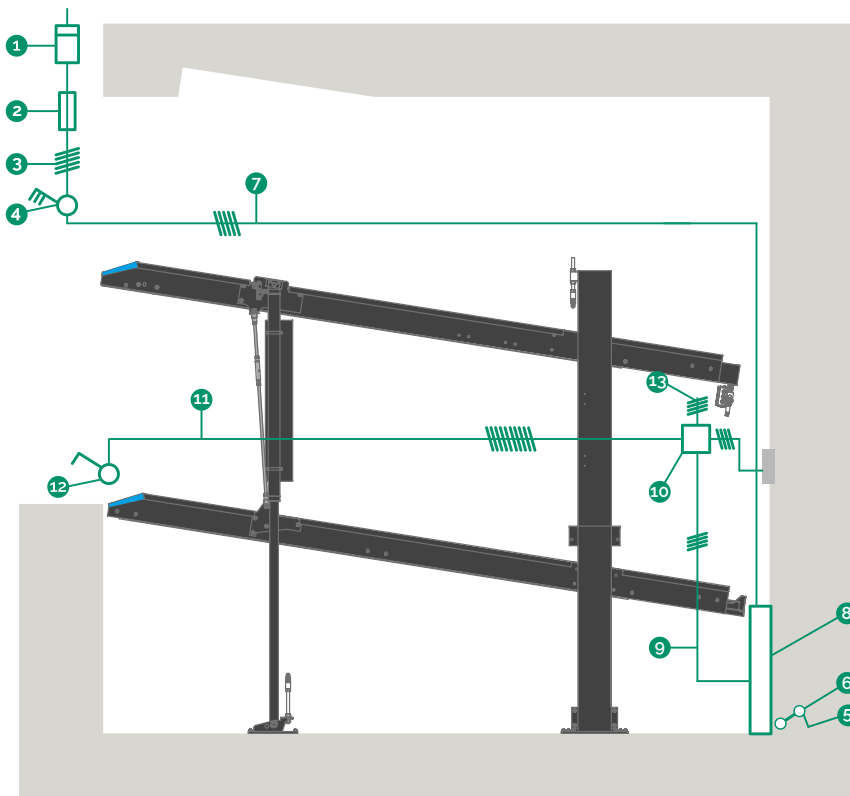
### Services provided in the system:

- Operator terminal including two interactive push buttons for raising and lowering.
- Emergency stop placed outside of the system's range of movement.

### To be provided from customer:

Item	Description
1	Electric meter
2	Fuse or automatic circuit breaker according to DIN VDE 0100 part 430, max. 16 A
3	According to local power supply regulations 3 PH + N + PE
4	Main switch lockable
5	Connection for the protective potential equalization DIN 60204
6	Protective bonding all 10m

All other parts provided by DE-PARK.



## 9. SYSTEM-RELATED REQUIREMENTS

### Maintenance, cleaning & prevention

- The systems must be serviced and cleaned regularly. This applies more so if the systems and the platforms are exposed to aggressive substances such as salt, water, dirt, operating supplies, sand, etc.
- Adequate drainage must be ensured.

### Ventilation

The garage must be adequately ventilated.

## 10. LEGAL REQUIREMENTS



### Marking tape on the edge of the pit

According to EN 14010 / ISO 3864, a 10cm wide, black & yellow warning marking must be attached to the edge of the pit.




### Separating elements / Barriers

According to EN ISO 13857, separating elements or barriers must be installed in the pedestrian area / accessible areas around the parking system, including during installation.



### Fire safety

The garage design must fulfil the regional fire safety provisions. The requirements can vary. Therefore the situation must be clarified and information obtained in advance by the customer and then agreed and coordinated.



### Noise emissions

According to the noise insulation regulations for buildings to DIN 4109, a value of 30dB (A) must be complied with in occupied rooms and spaces. You receive a sound insulation package with the system for the required 30dB (A) insulation of the structure is also necessary. Sound reduction index min.  $R_w = 57\text{dB}$ .

## 11. REQUIREMENTS ON SITE

### Ambient conditions

Temperature range from -5 to +40 °C. Relative humidity max. 80%.  
Please contact DE-PARK in case of different conditions.

### Lighting

The parking spaces must be adequately illuminated on site as specified.

## 12. CE AND CONFORMITY

### The systems conform to ...

- EN 14010-2009-12 Safety of Machinery - Equipment for power driven parking of motor vehicles
- Machinery Directive 2006/42/EC



### Design changes

We reserve the right to continuously develop our product on the basis of technical progress and to make changes and/or modifications to parts, assemblies or overall, to processes and to standards with no advance notice.

## DE-PARK IS MAKING YOUR LIFE EASY:

GERMAN MADE WITH A SLIM & MODULAR DESIGN  
EASY PLANNING AND SETUP

LOW MAINTENANCE CONSTRUCTION  
EASY TO USE WITH LOW NOISE EMISSIONS

NO PILLARS IN THE ENTRY AND PEDESTRIAN AREA  
EASY MANOEUVERING AND SENSORLESS POSITIONING

FLAT & CONTINUOUS PLATFORM  
EASY TO CLEAN AND COMFORTABLE TO WALK ON



DE-PARK GmbH  
Brühl 6  
04109 Leipzig  
Germany

Phone: 0049 (0)341 - 24700 131  
Fax: 0049 (0)341 - 24700 132  
Email: [info@de-park.com](mailto:info@de-park.com)  
Web: [www.de-park.com](http://www.de-park.com)